


ALIMPOMP/F




IT IMPIEGO

Tubo in pvc alimentare con spirale acciaio.

Normative di riferimento: REG. (EU) 10/2011 Class A, B, C, D1.

- **TEMPERATURA:** -10°C +60°C

STRUTTURA

- **Sottostrato:** liscio in pvc trasparente alimentare, esente da ftalati.
- **Rinforzi:** spirale in acciaio.
- **Copertura:** in pvc trasparente resistente agli agenti atmosferici e a gran parte dei prodotti chimici.
- **Superficie:** liscia estrusa.
- **Marcatura:** ad inchiostro "H.T. - ALIMPOMP/F - FOOD QUALITY  - d.i. - REG. (EU) 10/2011 - cl. A-B-C-D₁ - Phthalate Free - ITALY".


EN APPLICATION

Food quality steel wire pvc hose.

Standards: REG. (EU) 10/2011 Class A,B,C,D1.

- **TEMPERATURE RANGE:** -10°C +60°C

CONSTRUCTION

- **Tube:** smooth transparent pvc no toxic.
- **Reinforcement:** steel wire helix.
- **Cover:** weathering and most chemicals resistant transparent pvc.
- **Surface:** smooth extruded.
- **Branding:** ink marking "H.T. - ALIMPOMP/F - FOOD QUALITY  - d.i. - REG. (EU) 10/2011 - cl. A-B-C-D₁ - Phthalate Free - ITALY".

DIAMETRO INTERNO INSIDE DIAMETER		SPESSORE THICKNESS		PESO TEORICO WEIGHT		PRESSIONE ESERCIZIO WORKING PRESSURE		ASPIRAZ. VACUUM	RAGGIO CURVATURA BENDING RADIUS		LUNGHEZZA LENGTH	
mm	inch	mm	inch	kg/mt	lbs/ft	bar	psi	bar	mm	inch	mt	ft
10	3/8"	3	0.12"	0.16	0.11	7	105	0.8	20	0.79"	30	98.4
12	15/32"	3	0.12"	0.18	0.12	7	105	0.8	25	0.98"	30	98.4
13	1/2"	3	0.12"	0.20	0.13	7	105	0.8	30	1.18"	30	98.4
14	9/16"	3.2	0.13"	0.23	0.15	6	90	0.8	30	1.18"	30	98.4
16	5/8"	3.2	0.13"	0.27	0.18	6	90	0.8	35	1.38"	30	98.4
18	23/32"	3.2	0.13"	0.30	0.20	6	90	0.8	40	1.57"	30	98.4
19	3/4"	3.5	0.14"	0.31	0.21	6	90	0.8	45	1.77"	30	98.4
20	25/32"	3.5	0.14"	0.32	0.22	5	75	0.8	50	1.97"	30	98.4
22	7/8"	3.5	0.14"	0.38	0.26	5	75	0.8	55	2.17"	30	98.4
25	1"	4	0.16"	0.49	0.33	5	75	0.8	75	2.95"	30	98.4
28	1.3/32"	4	0.16"	0.56	0.37	4.5	67.6	0.8	85	3.35"	30	98.4
30	1.3/16"	4.2	0.17"	0.60	0.40	4.5	67.5	0.8	90	3.54"	30	98.4
32	1.1/4"	4.2	0.17"	0.65	0.44	4.5	67.5	0.8	95	3.74"	30	98.4
35	1.3/8"	4.5	0.18"	0.73	0.49	4	60	0.8	105	4.13"	30	98.4
38	1.1/2"	4.5	0.18"	0.80	0.54	4	60	0.8	115	4.52"	30	98.4
40	1.9/16"	4.5	0.18"	0.87	0.58	3	45	0.8	120	4.72"	30	98.4
45	1.3/4"	5	0.20"	1.15	0.77	3	45	0.8	135	5.31"	30	98.4
51	2"	5	0.20"	1.25	0.84	3	45	0.8	150	5.90"	30	98.4
60	2.3/8"	6	0.24"	1.80	1.21	2.5	37.5	0.7	180	7.09"	30	98.4
63	2.1/2"	6	0.24"	1.95	1.31	2.5	37.5	0.7	190	7.48"	30	98.4
70	2.3/4"	6.5	0.26"	2.20	1.48	2	30	0.7	210	8.27"	30	98.4
76	3"	7	0.28"	2.50	1.68	2	30	0.7	225	8.86"	30	98.4
80	3.5/32"	7	0.28"	2.70	1.81	2	30	0.7	240	9.45"	30	98.4
90	3.17/32"	7	0.28"	3.05	2.03	2	30	0.6	270	10.63"	30	98.4
102	4"	7	0.28"	3.40	2.28	2	30	0.6	300	11.81"	30	98.4

Tutti i dati tecnici sono riferiti ad una temperatura di 23° C ±2° C (ISO 291) - tolleranze su tutti i diametri indicati ±5%.

All technical specifications apply to a temperature of 23° C ±2° C (ISO 291) - tolerance on all specifications ±5%.

Altri diametri e/o pressioni realizzabili su richiesta - Le caratteristiche e i dati tecnici possono essere modificati senza preavviso.

Other diameters and/or pressures are feasible upon request - The characteristics and technical data could be changed without warning.